

TOEFL Primary® English Learning Center



English Discoveries

English Discoveries is:

- Interactive
- Multimedia-based
- Topic-based

Users can:

- Get instant feedback
- Check pronunciation
- Check writing
- Learn at their own pace



Home Page

The screenshot displays the home page of the TOEFL Primary English Learning Center. The background features a group of five diverse children smiling. The page layout includes a dark vertical navigation bar on the left with icons for home, course, progress, and other functions. The main content area has a large title, a subtitle, a green 'Continue' button, and a small copyright notice. A bottom status bar shows course completion, average test score, and time on task. Callouts with blue borders and white text point to specific elements: 'Navigation Bar' points to the left sidebar; 'Course Name' points to the main title; 'Progress Bar' points to the bottom status bar; and 'Start Learning' points to the 'Continue' button.

Navigation Bar

Course Name

Progress Bar

Start Learning

TOEFL Primary® - English Learning Center

Unit 9: At the Restaurant | Introduction

Continue

Copyright © 2020 by Educational Testing Service. All rights reserved. ETS, the ETS logo, TOEFL and TOEFL Primary are registered trademarks of Educational Testing Service (ETS) in the United States and other countries. IN ENGLISH WITH CONFIDENCE is a trademark of ETS.

1% Course Completion

% Average Test Score

03 : 08 Time on Task

*toeflprimary

My Profile



Unit and Lesson Menu

Unit progress bar

Click here to open progress report

All Units

My Progress

1. Introduction ☒

2. Hi, I'm Tommy! ☐

3. About Me ☐

4. Where's Buddy? ☐

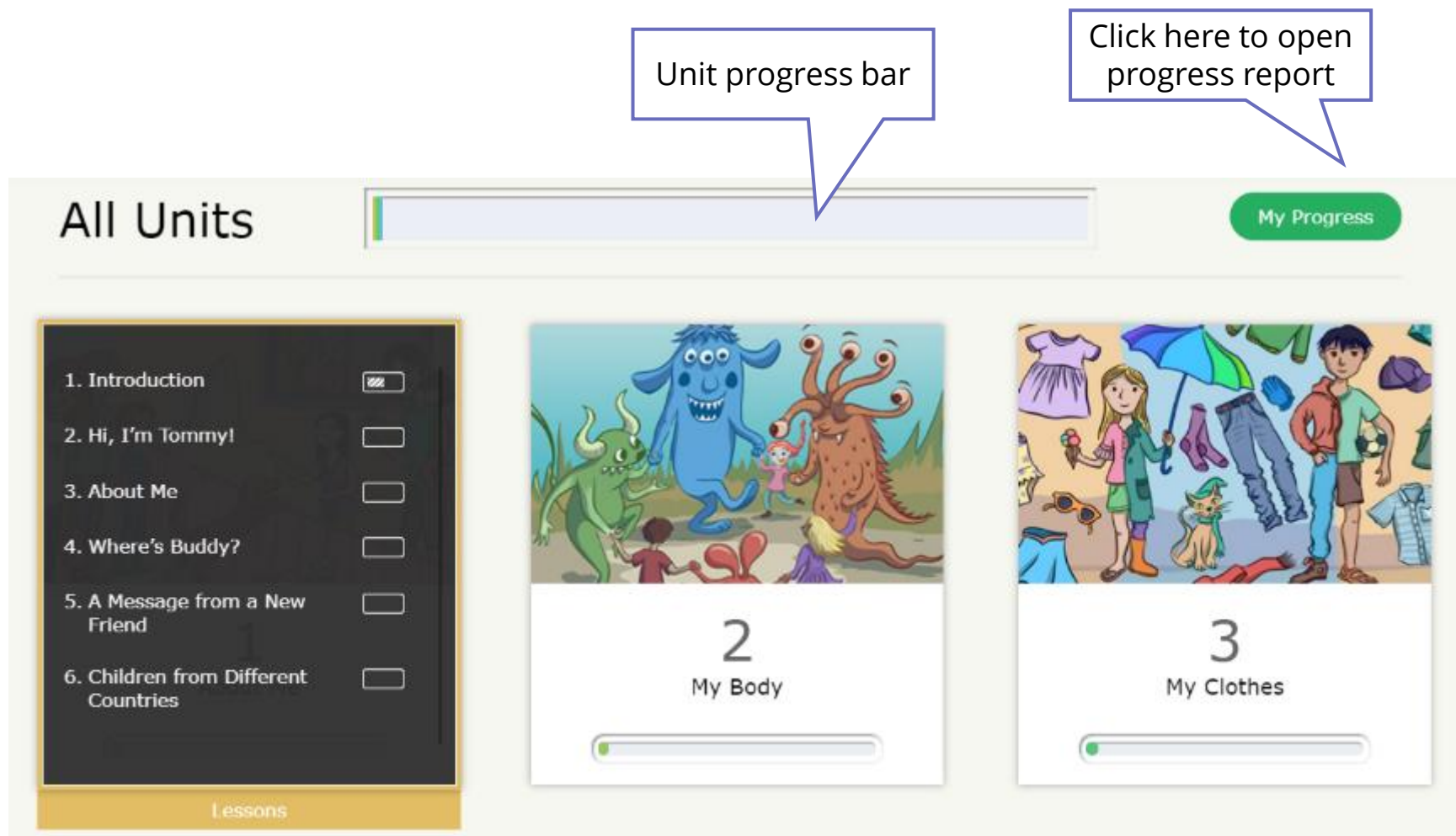
5. A Message from a New Friend ☐

6. Children from Different Countries ☐

Lessons

2
My Body

3
My Clothes

The image shows a user interface for a language learning application. At the top, there's a header with 'All Units' on the left and a green 'My Progress' button on the right. Below the header, there's a horizontal progress bar. A callout box points to it with the text 'Unit progress bar'. Another callout box points to the 'My Progress' button with the text 'Click here to open progress report'. The main content area is divided into three columns. The first column is a dark grey sidebar with a list of lessons: '1. Introduction' (checked), '2. Hi, I'm Tommy!', '3. About Me', '4. Where's Buddy?', '5. A Message from a New Friend', and '6. Children from Different Countries'. Below the list is a yellow bar with the word 'Lessons'. The second column shows a unit card for '2 My Body' with a cartoon illustration of monsters and a progress bar. The third column shows a unit card for '3 My Clothes' with a cartoon illustration of a boy and girl with clothes and a progress bar.

The Learning Area: Audio / Text



Click here to
open the script



Narrator: Listen to two children talking about their favorite subjects.

Girl: I like science and math. Mrs. Sing is my science teacher. She's really nice! I love doing science experiments in the science lab. I don't like history. It's boring!

Boy: My favorite class is gym. I also like English. Mr. Robinson is my English teacher. He's fun, but he gives us lots of homework! I don't like math. It's hard!

The Learning Area: Record Myself Panel


Click 'Hear' to listen to the model pronunciation. Click 'Record' to record yourself. Listen to your recording and compare it to the model. Choose a recording to send to your teacher.





Would you like a cone or a cup?


67%-83%
Very Good!

■ ■ ■ ■ □

☐  ■ □ □ □ □

☐  ■ □ □ □ □

☒  ■ ■ ■ ■ □

 Send to teacher

The Learning Area: Reading Texts

Are the sentences true or false? Complete the table.

To: jane@fastmail.com

From: sally@fastmail.com

Subject: I miss you!

Hi Jane!

I still can't believe you moved to a new school! It was very lonely when you left. At first, the desk next to me was empty. But then she came to class, and she sits next to me now. Her name is Rose Vargas. She's really funny, too. But it's still not the same as sitting next to you.

In science, we are learning about plants. Do you remember how much fun we had in science class last year?

But that's enough about me. How's your new school? Did you make any new friends yet? How are your teachers?

Write to me soon!

Sally

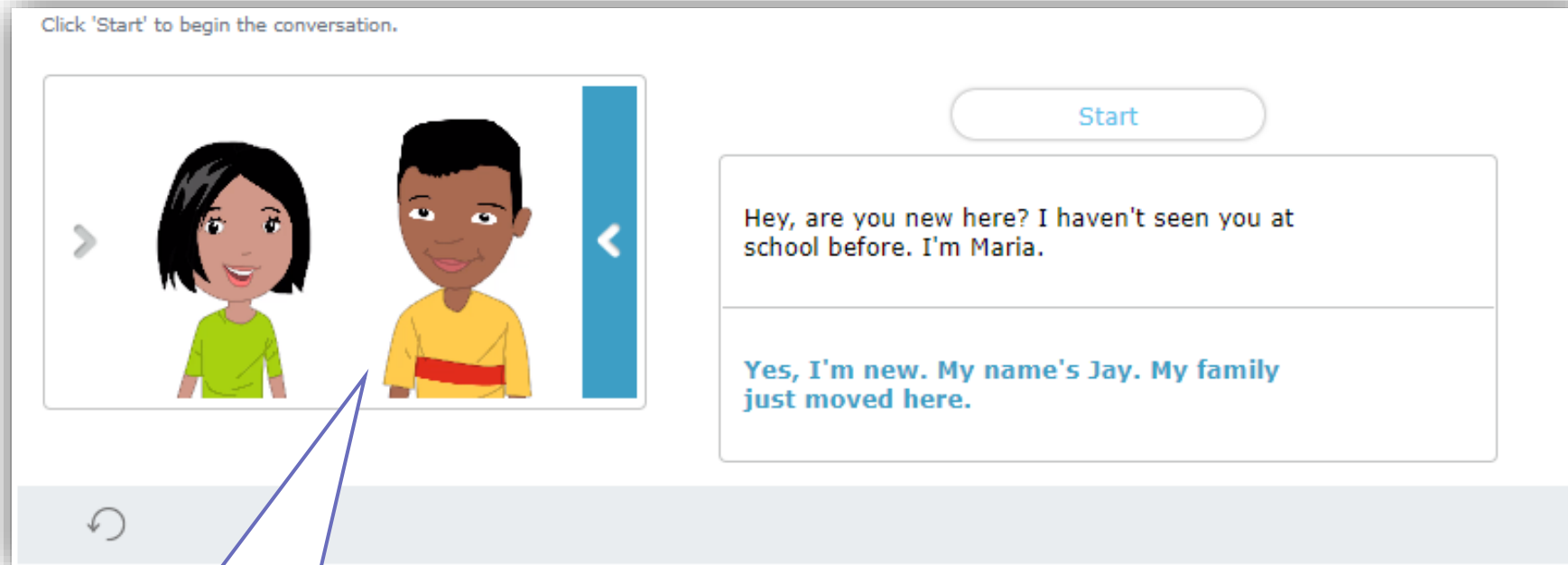
Hear Part

Hear All

Keywords

Print

Learning Area: Speaking Interact



Interact : Choose who you want to be

Learning Area: Personalized Open Speaking



Talk about your school day. Answer these questions:
How do you get to school?
What is your first class?
What do you do during recess?
Where do you eat your lunch?
Do you buy lunch or bring it from home?
What time do you go home?

Preparation Time

1 2 3

You have 1 minute to prepare.

00m 49s

Skip

Talk about your school day. Answer these questions:
How do you get to school?
What is your first class?
What do you do during recess?
Where do you eat your lunch?
Do you buy lunch or bring it from home?
What time do you go home?

Recording Time

1 2 3

You have 1 minute and 30 seconds to record yourself.

01m 20s

Stop

Talk about your school day. Answer these questions:
How do you get to school?
What is your first class?
What do you do during recess?
Where do you eat your lunch?
Do you buy lunch or bring it from home?
What time do you go home?

Send Recording

1 2 3

When you are happy with your recording, send it to your teacher.

00m 40s

Retry Hear

Send to teacher

The Learning Area: Vocabulary

Lesson 1: Introduction ▾ Step 3: Let's practice ▾

Match the words to the correct pictures.

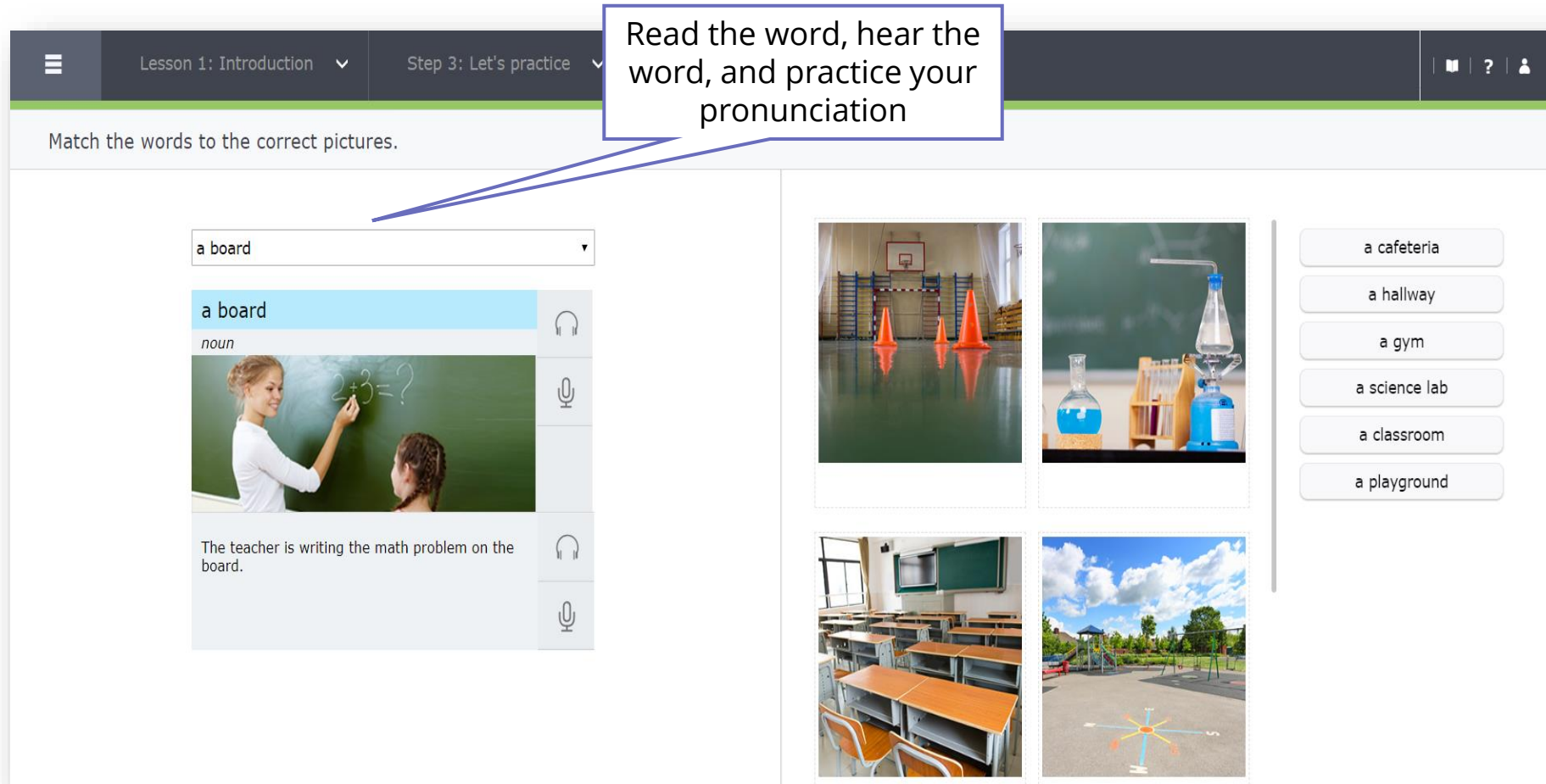
Read the word, hear the word, and practice your pronunciation

a board

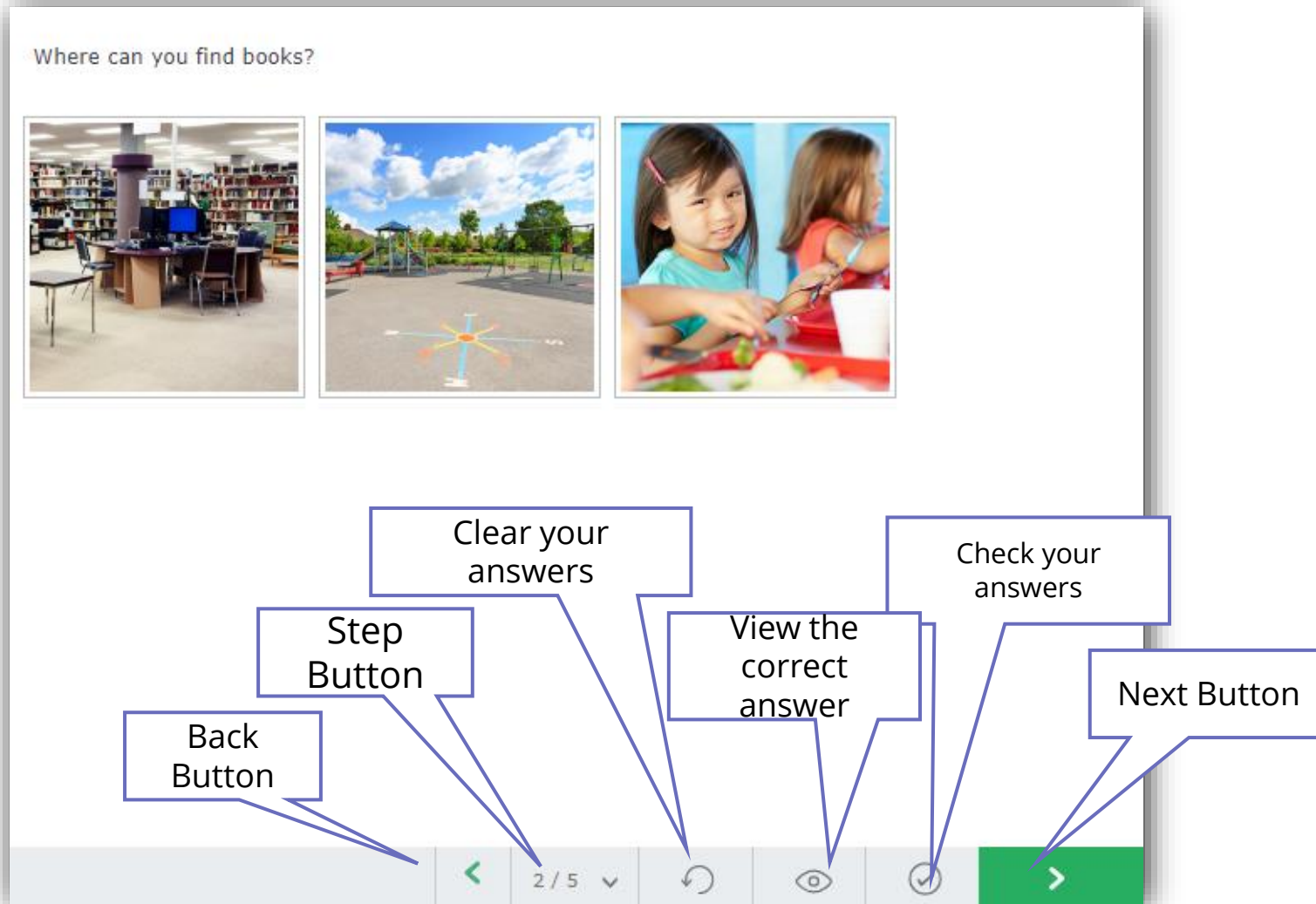
a board
noun

The teacher is writing the math problem on the board.

a cafeteria
a hallway
a gym
a science lab
a classroom
a playground




The Learning Area: Practice Activities



The Learning Area: Writing Activities

Type your answer in the text box and click submit.




Complete these sentences about the story you just read. I liked/didn't like the story because...; I think Tina felt angry/amused/happy/annoyed because...

0 Words

1 / 1

The Learning Area: Test

Tina's Day



Tina always tried to be on time for school, but this morning, nothing was going right. She woke up late, there was no milk for her cereal, and now, she couldn't find her shoes.

"Mom," called Tina, "Have you seen my shoes? I can't find them anywhere!"

"No," her mom called back. "Where did you see them last?"

Pilar


Your test score is:

67%

Please review your answers.

To review your answers, click on the review button below.

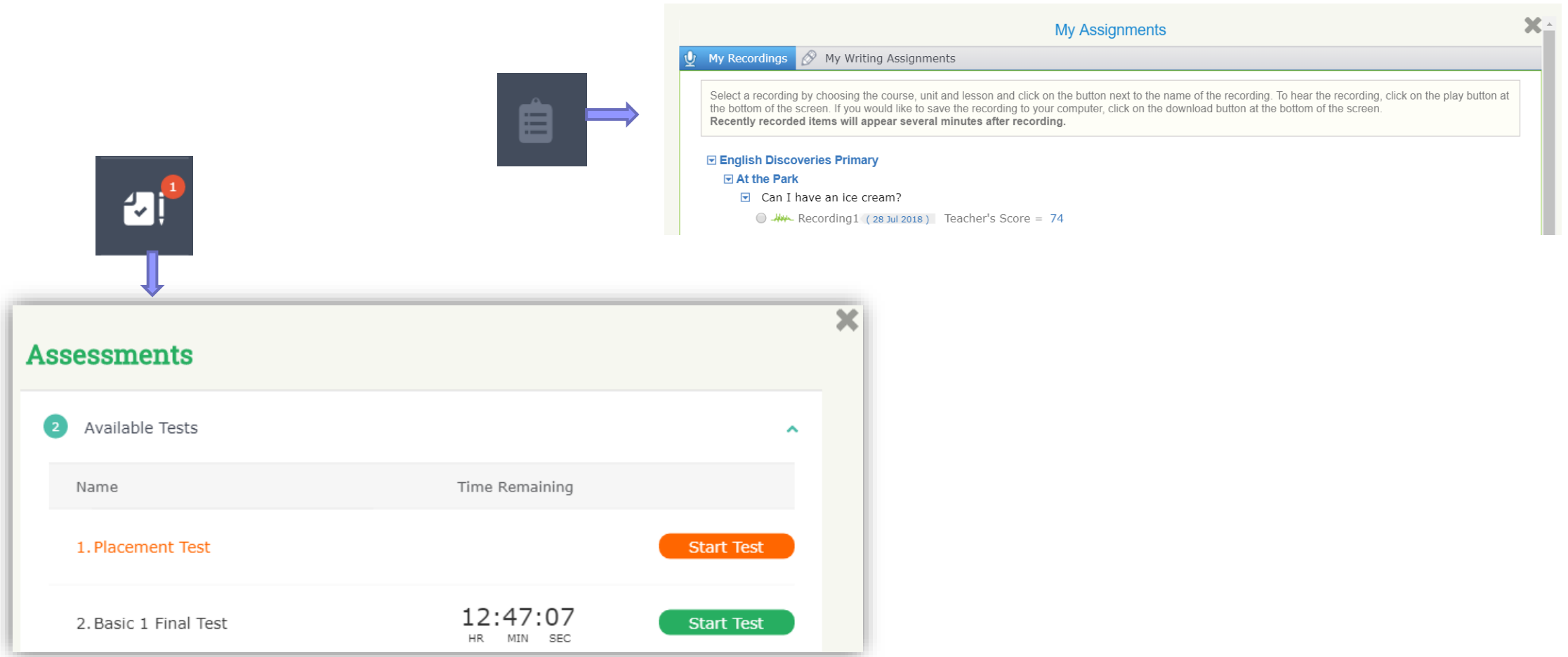
To go to the next lesson click on the next arrow.



Review




Navigation Bar: My Assignments



Navigation Bar: Inbox

Contact Your Teacher

Inbox Write Sent Items

 **Inbox** Write Delete

Read Message Reply Dictionary

From: **taniat taniat**
Subject: **Your Homework**








Q: Complete these sentences about the story you just read. I liked/didn't like the story because...; I think Jesse felt angry/amused/happy/annoyed because...; I learned that...


A: I liked the story because it has a happy ending. I think Jesse felt happy because he had friends. I learned that in the end you can make friends.

Good work! Remember to pay attention to punctuation.


Subject	Date
Your Homework	28/7/2018

Community Site






Community




Discussion Time Forum
Join the Discussion Time Forums to exchange information and opinions with other learners about any of your favorite topics.

Continue




Discoveries Magazine
Read Discoveries Magazine for all the latest news and views. Written in English at your level.

Continue



Games
Practice your English by playing word games.

Continue



Talking Idioms
Impress your friends and teachers by using idioms next time you speak English!

Continue

Discoveries Magazine

March 2022

Discoveries Magazine

The Laughter Lab

Do you like funny drawings, called cartoons? You can see many cartoons, from all different time periods, at *The Cartoon Museum*, in London. The museum has more than 6,000 original cartoons. Recently, curators chose some of these pieces for an interesting exhibit, called *Laughter Lab: What's So Funny?* The exhibit is also an experiment. Its purpose is to find out what makes us laugh, and why we laugh at some cartoons and not others.

Read



Thank You

